


Axle Slot Tool Instructions

1



Insert the axle through the included metal washer, and then through the included nylon washer. Insert the axle and washers into the tool and tighten the bolts.

STOP Make sure to use the metal and nylon washers, otherwise the heat generated from cutting the slot may melt the plastic.




2

Secure the tool in a bench vise, or use a clamp to fasten the tool to a table.



3

Insert hacksaw blade into the tool slots and cut the groove.



4

Use a small flathead screwdriver to twist the axle in order to adjust the car's steer amount!

